

**FLOORPLAN OPTIONS**

We personalise our floorplans. Talk to us about our huge range of ready-to-go design options.

**Facades available:**

Lachlan, Barrington, Flinders

Cooper, Nepean

**Overall home width 26.63m**

**Overall home length 10.55m**

Residence 195m<sup>2</sup> 21sq

Garage 37.5m<sup>2</sup> 4sq

Porch 5m<sup>2</sup> .5sq

Verandah 2.6m<sup>2</sup> .3sq

**Total 240m<sup>2</sup> 25.8sq**

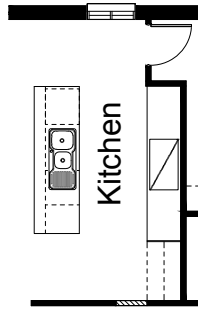
Listed details based on Lachlan facade floorplan (illustrated)

\*Copyright conditions. All photos and illustrations are representative only. Floor plans and specifications may be varied by Burbank without notice, the dimensions are diagrammatic only and a Building Contract with final drawings will display correct dimensions and detail. All designs are the property of Burbank and must not be used, reproduced, copied or varied, wholly or in part without written permission from an authorised Burbank representative. Copyright Burbank Australia (NSW) Pty Ltd. ABN 88 610 822 770. NSW BL 295627C ACT BL 2016566.

**Call 13 BURBANK**  
**Visit [burbank.com.au](http://burbank.com.au)**

**OPTION K1**

Provide Kitchen upgrade with 1no. laminated open shelf above refrigerator space, 2no. 900mm base cupboards, 1no. 900mm under bench oven with cooktop and retractable range hood over, 2no. 900mm overhead cupboards, 1no. 450mm drawers, 1no. laminated DW provision, 1no. 800mm base cupboard and 1no. laminated MW provision. increase WIP opening width by 130mm and provide additional tiled splash back and bench top to suit.



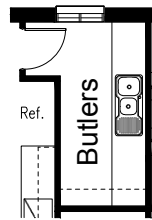
**OPTION G2**

Provide extension to Garage to create Workshop area including additional window to suit.  
Increases width by 2400mm.  
Increases area by 13.51m<sup>2</sup>.



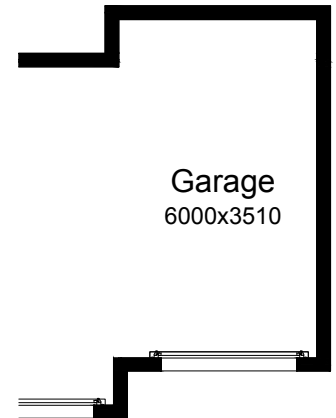
**OPTION K2**

Provide Butlers Option in lieu of standard WIP with additional 3no. 900mm base cupboards, 1no. 150mm base cupboard, double bowl sink and 5no. laminated wall to wall shelves, 20mm stone bench top with additional tiled splash back and bench top to suit in lieu of standard.



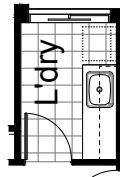
**OPTION G3**

Provide triple car Garage including additional roller door to front.  
Increases area by 23.61m<sup>2</sup>.  
Increases width by 3600mm.



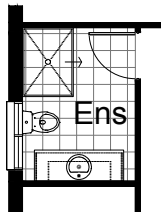
**OPTION LD1**

Provide Laundry upgrade with laminated insert trough, 2no. 800mm base cupboards and 2no. 800mm overhead cupboards with additional tiled splash back and bench top to suit.



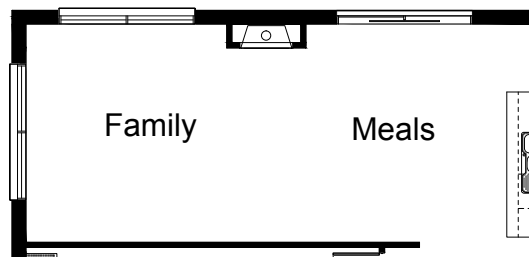
**OPTION ENS1**

Provide Ensuite upgrade with 900mm x 1200m tiled shower base, 1no. 1582mm wide vanity basin in lieu of standard and 1no. 820 flush panel hinged door to suit.



**OPTION IP1**

Provide Jetmaster SL-350 gas fireplace, 400mm off floor level in a 1400mm x 420mm boxed out plaster wall with a 4 sided black fascia to Family/Meals room rear wall.



**OPTION G1**

Provide extension to Garage to create additional Storage area.  
Increases area by 4.58m<sup>2</sup>.  
Increases width by 850mm.

